



PEMBROKE
SCHOOL

YEAR 12 RESULTS 2015

MAIN OFFICE & RECEPTION

KING'S CAMPUS

342 THE PARADE, KENSINGTON PARK
SOUTH AUSTRALIA 5068

TELEPHONE: (08) 8366 6200

FACSIMILE: (08) 8366 6201

WEBSITE: www.pembroke.sa.edu.au

PRINCIPAL

MR L THOMSON M.Sc.(oxon), B.A., Dip. Ed.

CRICOS PROVIDER NUMBER: 00367B

PRINTED FEBRUARY 2016

Year 12 Results 2015

Results for both of our academic programmes: The South Australian Certificate of Education (SACE) and the International Baccalaureate Diploma (IBD) are summarised in this brochure as well as details of the Australian Tertiary Admission Rank (ATAR).

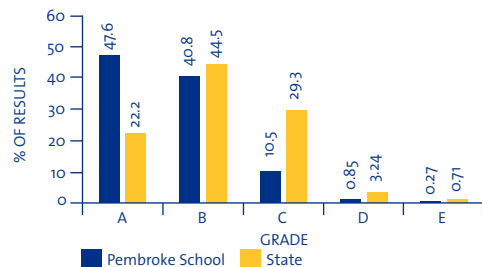
Congratulations to our Year 12 2015 graduates who have attained such excellent results in this most challenging of final years! Many have achieved personal best results and their commitment to their senior studies deserves special commendation. Our congratulations are also extended to the dedicated staff of Pembroke and other Schools who have taught these students over the years, as well as to parents!

South Australian Certificate of Education

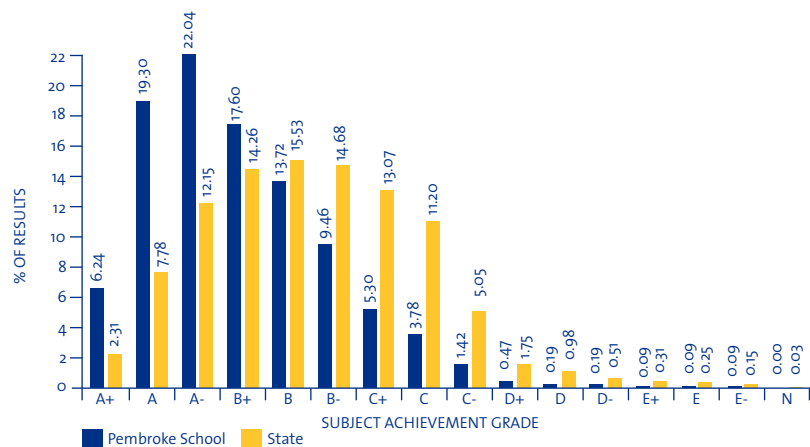
We would like to acknowledge the following student achievements in the SACE:

- Two students, our joint SACE Dux, were awarded Governor of South Australia Commendations, two of only 28 awarded in the State, for outstanding overall achievement in the SACE.
- Two SACE students attained an ATAR of 99.95, the highest possible.
- Eight students, our largest group to date, studied first year Mathematics at The University of Adelaide and these results contributed significantly towards their impressive ATAR scores.
- 44 subject merits were awarded across 18 subjects.
- Several students graduated with multiple subject merits: 5 merits (2 students); 4 merits (3 students).
- 26 students completed a VET Certificate III qualification which can count towards their ATAR.

2015 SACE ACHIEVEMENT GRADE SUMMARY



2015 SACE SUBJECT ACHIEVEMENT GRADE DISTRIBUTION



Subject Merits

To be awarded a Subject Merit under SACE rules, a student must achieve an A+ grade and be in the top 2% of candidates in the subject.

Subject	2015
Accounting	3
Biology	4
Business & Enterprise	2
Chemistry	2
Economics	1
English Communications	2
English Studies	1
Geography	3
German	1
Legal Studies	1
Mathematical Applications	3
Mathematical Methods	2
Mathematics Specialist	1
Mathematical Studies	3
Research Project B	9
Tourism	4
Visual Art	1
Workplace Practices	1
Total	44

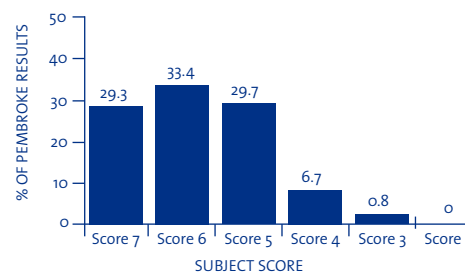
(3.6% of State)

International Baccalaureate Diploma

Congratulations to our 2015 IB Diploma graduates! 37 students graduated with their Diploma and our highest score was 45 / 45.

- One student achieved 45 / 45, one of only 30 perfect scores awarded Australia wide.
- Six students received an ATAR of 99.95.
- Thirteen students achieved Certificates of Distinction in their Diploma with scores of 40+.
- There were 70 subject merits awarded across 20 subjects.
- The average Diploma score was 37.
- Seven SACE students studied an IB Language Certificate course which counted towards their SACE and six Year 11 IB students gained merits in Mathematics SL Anticipated to round out their accelerated Mathematics programme.

2015 IB DIPLOMA SUBJECT GRADE DISTRIBUTION

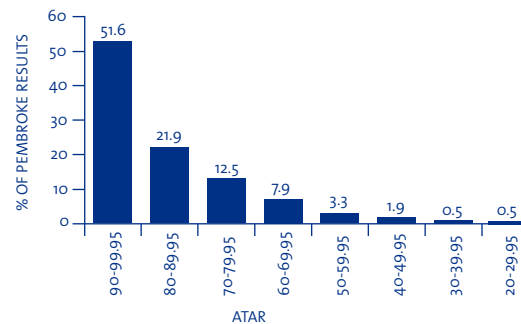


Australian Tertiary Admission Rank (ATAR) Combined SACE and IBD

Although Australian States and Territories have different Year 12 Certificate requirements, all student results are converted to a common, Australia-wide scale through the ATAR. This rank, on a scale of 99.95 – 0, is used for university entry nationwide. Our 2015 results on this scale were most pleasing:

- Eight students achieved an ATAR of 99.95: two in SACE and six in IB Diploma.
- 31 students (14.4% of year level) achieved an ATAR of 99+.
- 74 students (34.4% of year level) achieved an ATAR of 95+.
- 111 students (51.6% of year level) achieved an ATAR of 90+.
- 158 students (73.5% of year level) achieved an ATAR of 80+ or higher.

2015 ATAR COMBINED SACE AND IBD



Subject Merits

In the IB Diploma, a subject merit is awarded when a student achieves a result in the Grade 7 band for a subject.

Subject	No. of 7s
English HL	4
French B SL	2
German B SL	1
Mandarin B HL	5
Mandarin B SL	6
Spanish B SL	3
Economics HL	5
Economics SL	1
Geography HL	4
Biology HL	1
Biology SL	2
Chemistry HL	7
Chemistry SL	3
Physics HL	4
Physics SL	5
Maths Studies SL	2
Mathematics SL	10
Music: Creating SL	1
Theatre HL	1
Visual Arts HL	3

Total 70
(29.3% of total Pembroke results)
(HL = Higher Level SL = Standard Level)