



PEMBROKE  

---

SCHOOL

# YEAR 12 RESULTS 2016

Year 12 Results 2016

Results for both of our academic programmes: The South Australian Certificate of Education (SACE) and the International Baccalaureate Diploma (IBD) are summarised in this brochure as well as details of the Australian Tertiary Admission Rank (ATAR).

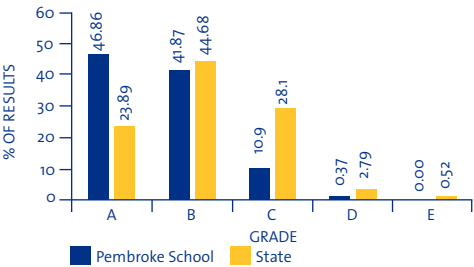
Congratulations to our Year 12 2016 graduates who have attained such excellent results in this most challenging of final years! Many have achieved personal best results and their commitment to their senior studies deserves special commendation. Our congratulations are also extended to the dedicated staff of Pembroke and other Schools who have taught these students over the years, as well as to parents!

South Australian Certificate of Education

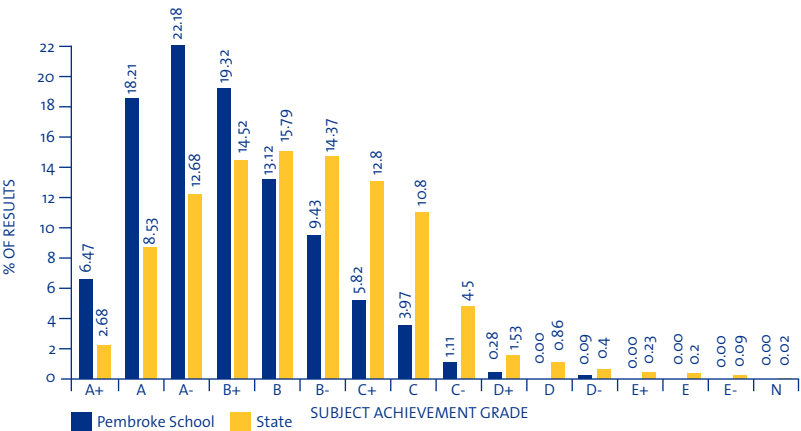
We would like to acknowledge the following student achievements in the SACE:

- Two students attained an ATAR of 99.95, the highest possible.
- Seven students studied either first year Mathematics or Biology at The University of Adelaide and these results contributed significantly towards their impressive ATAR scores.
- 38 subject merits were awarded across 18 subjects.
- Several students graduated with multiple subject merits: 4 merits (1 student); 3 merits (1 student); 2 merits (4 students).
- 33 students completed a VET Certificate III qualification which can count towards their ATAR.
- Eight SACE students studied an IB Certificate course which contributed to their SACE and ATAR.

2016 SACE ACHIEVEMENT GRADE SUMMARY



2016 SACE SUBJECT ACHIEVEMENT GRADE DISTRIBUTION



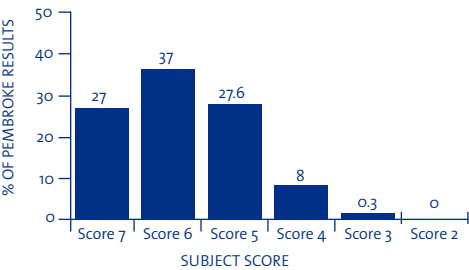
Subject Merits	
To be awarded a Subject Merit under SACE rules, a student must achieve an A+ grade and be in the top 2% of candidates in the subject.	
Subject	2016
Biology	2
Business & Enterprise	2
Chemistry	1
Chinese Continuers	1
English Communications	3
Mathematical Applications	1
Mathematical Methods	1
Mathematics Specialist	3
Mathematical Studies	4
Music (various)	6
Outdoor Education	1
Physics	3
Research Project B	6
Technology	2
Tourism	2
Total	38
	(2.9% of State)

International Baccalaureate Diploma

Congratulations to our 2016 IB Diploma graduates! 46 students graduated with their Diploma and our highest score was 45 / 45.

- Two students achieved 45 / 45, two of 32 perfect scores awarded Australia wide.
- Five students received an ATAR of 99.95.
- Thirteen students achieved Certificates of Distinction in their Diploma with scores of 40+.
- There were 81 subject merits awarded across 23 subjects.
- The average Diploma score was 37 which compares favourably with the Australian (34.56) and global (29.21) averages.
- Eighteen Year 11 IB students completed Anticipated (accelerated) courses in Mathematics and, for the first time, Economics, and twelve were awarded subject merits.

2016 IB DIPLOMA SUBJECT GRADE DISTRIBUTION

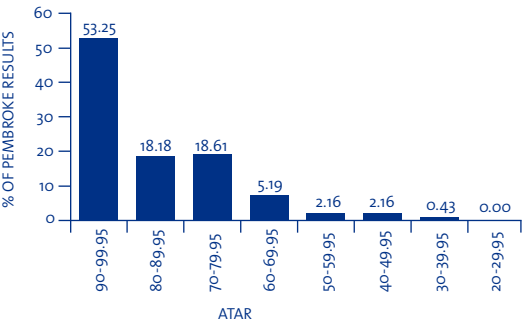


Australian Tertiary Admission Rank (ATAR)  
Combined SACE and IBD

Although Australian States and Territories have different Year 12 Certificate requirements, all student results are converted to a common, Australia-wide scale through the ATAR. This rank, on a scale of 99.95 – 0, is used for university entry nationwide. Our 2016 results on this scale were most pleasing:

- Seven students achieved an ATAR of 99.95: two in SACE and five in IB Diploma.
- 23 students (10% of year level) achieved an ATAR of 99+.
- 76 students (33% of year level) achieved an ATAR of 95+.
- 123 students (53.2% of year level) achieved an ATAR of 90+.
- 165 students (71.4% of year level) achieved an ATAR of 80+ or higher.

2016 ATAR COMBINED SACE AND IBD



Subject Merits

In the IB Diploma, a subject merit is awarded when a student achieves a result in the Grade 7 band for a subject.

Subject	No. of 7s
English Literature HL	4
English Literature SL	2
German B SL	2
Indonesian ab initio SL	1
Mandarin B HL	2
Mandarin B SL	9
Spanish B SL	3
Economics HL	5
Economics SL	2
Geography HL	5
History SL	1
Biology HL	3
Biology SL	1
Chemistry HL	6
Chemistry SL	3
Physics HL	2
Physics SL	2
SEHS SL	3
Maths Studies SL	3
Mathematics HL	2
Mathematics SL	14
Theatre HL	2
Visual Arts HL	4
Total	81

(27% of total Pembroke results)

(HL = Higher Level SL = Standard Level)

**MAIN OFFICE & RECEPTION**

KING'S CAMPUS

342 THE PARADE, KENSINGTON PARK

SOUTH AUSTRALIA 5068

TELEPHONE: (08) 8366 6200

FACSIMILE: (08) 8366 6201

WEBSITE: [www.pembroke.sa.edu.au](http://www.pembroke.sa.edu.au)

**PRINCIPAL**

MR L THOMSON M.Sc.(oxon), B.A., Dip. Ed.

CRICOS PROVIDER NUMBER: 00367B

PRINTED FEBRUARY 2017