



PEMBROKE
SCHOOL

YEAR 12 RESULTS 2007

2007 RESULTS

Results for both the South Australian Certificate of Education (SACE), the International Baccalaureate (IB) and Tertiary Entrance Rankings (TER) are summarised in this brochure.

The School is very pleased with the results of each student and we recognise all individual efforts made to achieve personal best results - the importance of such commitment should be celebrated.

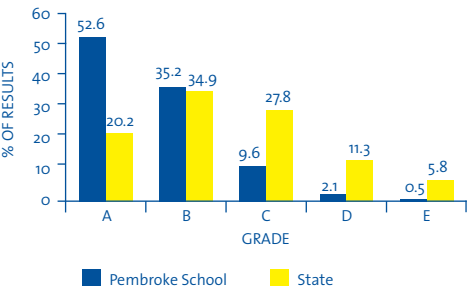
Our congratulations are also extended to the dedicated staff of Pembroke and other schools who have taught these students over the years, recognising the important, formative work done in the students' primary and middle years as well as in the Senior School.

South Australian Certificate of Education

- 84 Merit Awards (scores of 20/20)
- 1 Student achieved 20/20 in 6 subjects
- 1 Student achieved 20/20 in 5 subjects
- 1 Student achieved 20/20 in 4 subjects
- 6 Students achieved 20/20 in 3 subjects

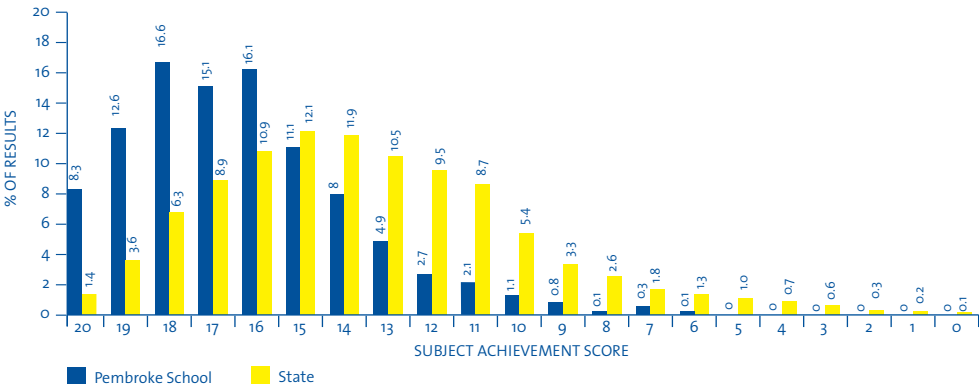
Subject	No. of A 20/20
Accounting Studies	3
Biology	5
Business Studies	3
Chemistry	9
Drama Studies	2
Economics	5
English Communications	5
English Studies	5
French	1
Geography Studies	1
Mathematical Applications	6
Mathematical Methods	3
Mathematical Studies	4
Modern History	2
Music (combined)	5
Nutrition	3
Physical Education	3
Physics	9
Tourism	1
Visual Art Studies	3
External Subjects	3

SACE SUBJECT GRADES DISTRIBUTION 2007
Pembroke School and State results comparison



Grand Total
84
(8.9% of State)

SACE ACHIEVEMENT SCORE SUMMARY 2007
Pembroke School and State results comparison
(Highest possible subject score is 20/20)



International Baccalaureate

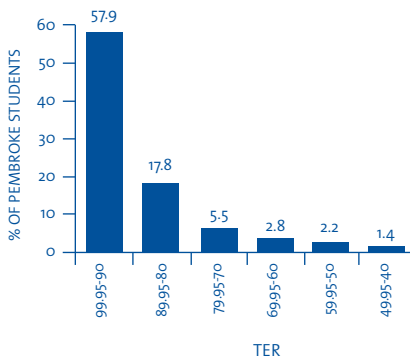
- 2 student achieved a perfect score 45/45 for their final IB result
- 65 Perfect Subject Scores (highest subject mark possible of 7/7)
- The average Tertiary Entrance Ranking (TER) of IB students was 97.5 (top 2.5% of State)

Subject	No. of Perfect Scores
Biology SL	1
Chemistry HL	13
Chemistry SL	4
Chinese HL	2
Chinese SL	3
Economics HL	3
Economics SL	6
English HL	4
English SL	3
French SL	2
Geography HL	1
History HL	2
Mathematics HL	2
Mathematical Methods SL	7
Mathematical Studies SL	3
Physics HL	4
Physics SL	2
Visual Arts HL	3
Grand Total	65

Tertiary Entrance Ranking Combined SACE and IB

- 38 students (17.3% of year level) achieved a TER of 99 or higher (top 1% of State)
- 90 students (41% of year level) achieved a TER of 95 or higher (top 5% of State)
- 127 students (58% of year level) achieved a TER of 90 or higher (top 10% of State)
- 166 students (75.8% of year level) achieved a TER of 80 or higher (top 20% of State)

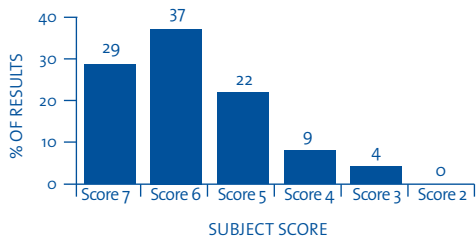
TERTIARY ENTRANCE RANKING (TER) DISTRIBUTION 2007
PEMBROKE SCHOOL (SACE & IB COMBINED)



(HL = Higher Level; SL = Standard Level)

INTERNATIONAL BACCALAUREATE SUBJECT SCORES DISTRIBUTION 2007 PEMBROKE SCHOOL

(Highest possible score is 7. Lowest possible score is 0.
No scores of 1 or 0 were recorded.)



MAIN OFFICE & RECEPTION

KING'S CAMPUS

342 THE PARADE, KENSINGTON PARK

SOUTH AUSTRALIA 5068

TELEPHONE: (08) 8366 6200

FACSIMILE: (08) 8366 6201

WEBSITE: www.pembroke.sa.edu.au

PRINCIPAL

MR M L LAMB, AM, BA Hons, MA, DIP ED, FACE, MACEL

CRICOS Provider Number: 00367B

Printed January 2008