



PEMBROKE
SCHOOL

YEAR 12 RESULTS 2010

2010 RESULTS

Results for both the South Australian Certificate of Education (SACE), the International Baccalaureate (IB) and Australian Tertiary Admission Rank (ATAR) are summarised in this brochure.

The School is very pleased with the results of each student and we recognise all individual efforts made to achieve personal best results - the importance of such commitment should be celebrated.

Our congratulations are also extended to the dedicated people who have taught these students over the years, as well as parents! Our leavers are now on the cusp of stimulating careers in the adult world.

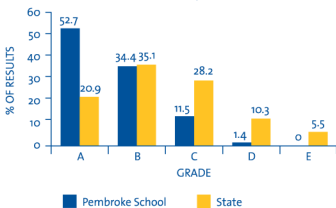
South Australian Certificate of Education

- 61 Merit Awards (scores of 20/20)
- 1 student achieved 20/20 in 5 subjects
- 2 students achieved 20/20 in 4 subjects (1 student also achieved 2 in 2009)
- 4 students achieved 20/20 in 3 subjects (1 student also achieved 1 in 2009)
- 6 students achieved 20/20 in 2 subjects (1 student also achieved 2 in 2009)

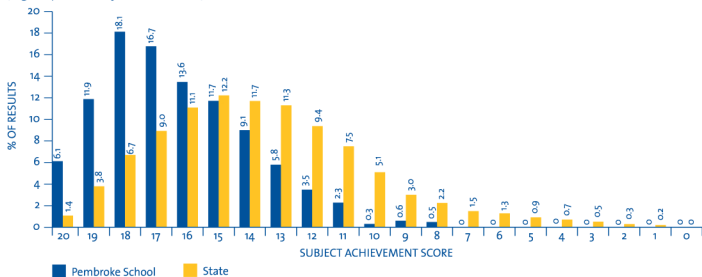
Subject	No. of A 20's
Accounting Studies	1
Biology	2
Chemistry	9
Classical Studies	2
Economics	2
English Communications	7
English Studies	1
Geography	5
Mathematical Applications	4
Mathematical Methods	1
Mathematical Studies	10
Mathematics Specialist	4
Modern History	1
Music - Solo Performance	2
Nutrition	1
Physics	8
Visual Art Studies	1
Total	61

(5.9% of State)

2010 SACE SUBJECT GRADES DISTRIBUTION
Pembroke School and State results comparison



2010 SACE ACHIEVEMENT SCORE SUMMARY
Pembroke School and State results comparison
(Highest possible subject score is 20/20)



International Baccalaureate

- 5 students achieved a perfect score of 45/45
- 78 Perfect Subject Scores (highest subject mark possible of 7/7)
- The average IB score was 37/45
- The average Australian Tertiary Admission Rank (ATAR) of IB students was 98.46

Subject	No. of 7's
Biology HL	4
Biology SL	2
Chemistry HL	7
Chemistry SL	3
Economics HL	4
English HL	6
English SL	3
French SL	3
Geography HL	5
Geography SL	2
History, Europe HL	6
History SL	2
Indonesian HL	1
Indonesian SL	1
Mandarin SL	2
Mathematical Studies SL	2
Mathematics SL	9
Mathematics HL	3
Physics HL	4
Physics SL	3
Spanish <i>ab initio</i> SL	3
Theatre SL	1
Visual Arts HL	2

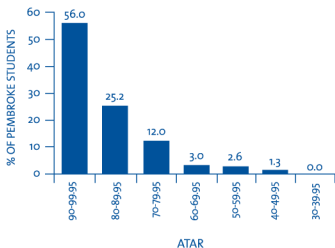
Total 78

(HL = Higher Level; SL = Standard Level)

Australian Tertiary Admission Rank (ATAR) Combined SACE and IB

- 36 students (15.4% of year level) achieved an ATAR of 99 or higher (top 1% of State)
- 93 students (39.7% of year level) achieved an ATAR of 95 or higher (top 5% of State)
- 131 students (56% of year level) achieved an ATAR of 90 or higher (top 10% of State)
- 190 students (81.2% of year level) achieved an ATAR of 80 or higher (top 20% of State)

2010 ATAR (AUSTRALIAN TERTIARY ADMISSION RANK),
COMBINED SACE & IB



2010 PEMBROKE SCHOOL INTERNATIONAL BACCALAUREATE SUBJECT SCORES DISTRIBUTION

(Highest possible score is 7. Lowest possible score is 0.

No scores of below 2 were recorded.)



MAIN OFFICE & RECEPTION

KING'S CAMPUS

342 THE PARADE, KENSINGTON PARK

SOUTH AUSTRALIA 5068

TELEPHONE: (08) 8366 6200

FACSIMILE: (08) 8366 6201

WEBSITE: www.pembroke.sa.edu.au

PRINCIPAL

MR L THOMSON M.Sc (oxon), B.A., Dip. Ed.

CRICOS Provider Number: 00367B

Printed January 2011