



PEMBROKE  

---

SCHOOL

# YEAR 12 RESULTS 2009

2009 RESULTS

Results for both the South Australian Certificate of Education (SACE), the International Baccalaureate (IB) and Tertiary Entrance Rankings (TER) are summarised in this brochure.

The School is very pleased with the results of each student and we recognise all individual efforts made to achieve personal best results - the importance of such commitment should be celebrated.

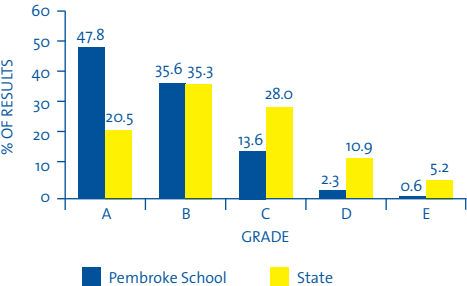
Our congratulations are also extended to the dedicated people who have taught these students over the years, as well as parents! Our leavers are now on the cusp of stimulating careers in the adult world.

South Australian Certificate of Education

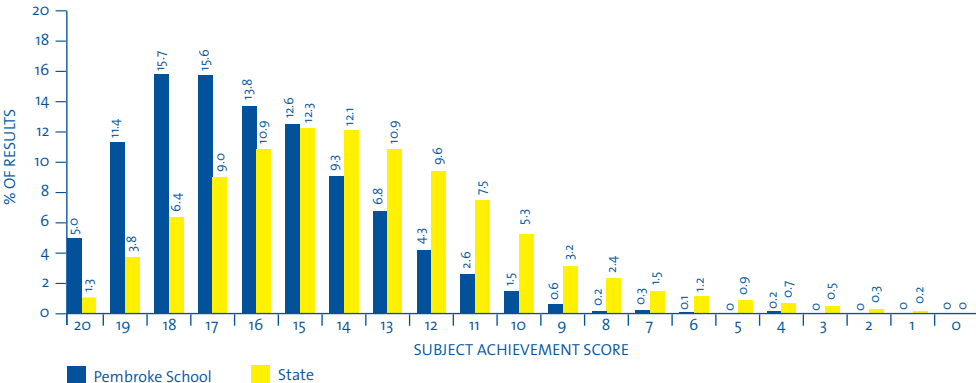
- 47 Merit Awards (scores of 20/20)
- 6 Students achieved 20/20 in 3 subjects

Subject	No. of A 20's
Accounting Studies	1
Biology	4
Chemistry	6
Chinese Continuers	1
Classical Studies	1
Economics	4
English Communications	1
English Studies	3
ESL	1
Geography Studies	6
German	1
Legal Studies	1
Mathematical Methods	1
Mathematical Studies	6
Mathematics Specialist	3
Music	1
Physical Education	1
Physics	2
Tourism	2
External Subjects	1
Grand Total	47 (5.5% of State)

SACE SUBJECT GRADES DISTRIBUTION 2009  
Pembroke School and State results comparison



SACE ACHIEVEMENT SCORE SUMMARY 2009  
Pembroke School and State results comparison  
(Highest possible subject score is 20/20)



International Baccalaureate

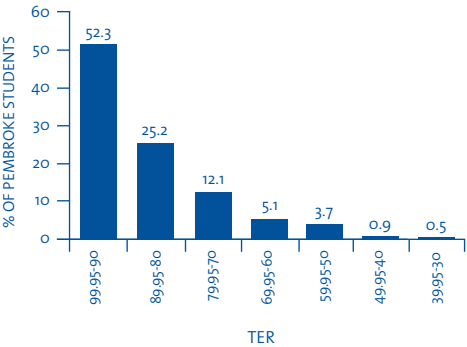
- 2 students achieved a perfect score 45/45 for her final IB result
- 74 Perfect Subject Scores (highest subject mark possible of 7/7)
- The average Tertiary Entrance Ranking (TER) of IB students was 97.75 (top 2.25% of State)

Subject	No. of Perfect Scores
Biology HL	6
Biology SL	2
Chemistry HL	8
Chemistry SL	4
Economics HL	7
English HL	3
French SL	3
Geography HL	2
History HL	8
History SL	1
Indonesian HL	2
Mathematics HL	1
Mathematics SL	7
Mathematical Studies SL	3
Physics HL	3
Physics SL	7
Spanish <i>ab initio</i>	3
Theatre Arts HL	1
Visual Arts HL	3
Grand Total	74

Tertiary Entrance Ranking  
Combined SACE and IB

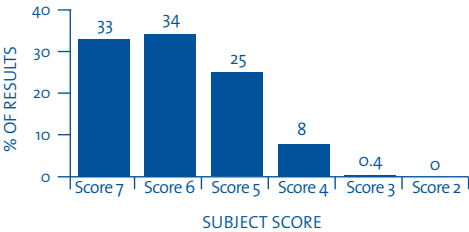
- 27 students (12.6% of year level) achieved a TER of 99 or higher (top 1% of State)
- 78 students (36.4% of year level) achieved a TER of 95 or higher (top 5% of State)
- 112 students (52.3% of year level) achieved a TER of 90 or higher (top 10% of State)
- 166 students (77.5% of year level) achieved a TER of 80 or higher (top 20% of State)

TERTIARY ENTRANCE RANKING (TER) DISTRIBUTION 2009  
PEMBROKE SCHOOL (SACE & IB COMBINED)



(HL = Higher Level; SL = Standard Level)

INTERNATIONAL BACCALAUREATE SUBJECT SCORES DISTRIBUTION  
2009 PEMBROKE SCHOOL  
(Highest possible score is 7. Lowest possible score is 0.  
No scores of 1 or 0 were recorded.)



**MAIN OFFICE & RECEPTION**

KING'S CAMPUS

342 THE PARADE, KENSINGTON PARK

SOUTH AUSTRALIA 5068

TELEPHONE: (08) 8366 6200

FACSIMILE: (08) 8366 6201

WEBSITE: [www.pembroke.sa.edu.au](http://www.pembroke.sa.edu.au)

**PRINCIPAL**

MR M L LAMB, AM

CRICOS Provider Number: 00367B

Printed January 2010